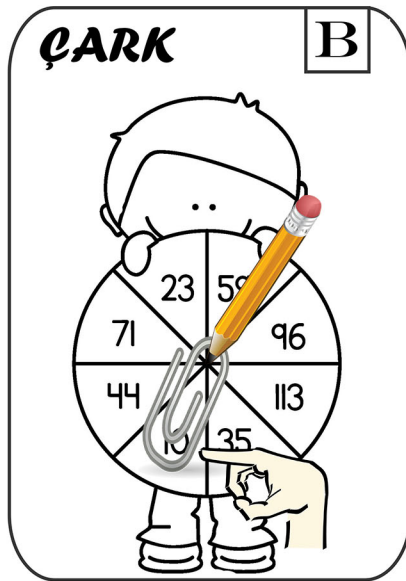



### Nasıl Oynanır?

- III ➤ 2 veya daha fazla oyuncu ile oynanır.
- III ➤ Oynanacak pano ve çarkı seçilir. Örnek "A" çarkı ve "A" panosu.
- III ➤ Oyuna başlayan ilk oyuncu aşağıda resimde görüldüğü üzere çarkı ataş ve kalem yardımıyla çevirir.
- III ➤ Çarkta karşısına denk gelen sayı panoda bulunarak oyuncu seçtiği kendi rengiyle boyar.
- III ➤ Her oyuncu sırayla çarkı çevirir ve boyamasını yapar.

### Öneri

- III ➤ Yan yana 5 aynı renkten boyamasını yapan oyuncu oyunu kazanabilir.
- III ➤ Bitişik olarak 5 aynı rengi tamamlayan oyunu kazanabilir.
- III ➤ Çarkı çevirdiğinde denk gelen sayılar panoda artık boyanmışsa sıra karşı tarafa geçebilir.



Çevir & Boya **B**

	$30 + 5$	7 onluk 1 birlik		9 onluk 6 birlik
3 onluk 5 birlik				
1 onluk 0 birlik			2 onluk 3 birlik	
4 onluk 4 birlik		$20 + 3$		

@mebders.com


Çevir & Boya **A**

50 + 6		90 + 2	6 onluk 7 birlik	3 onluk 9 birlik
kırk yedi		60 + 7	2 onluk 8 birlik	80 + 0
9 onluk 2 birlik	$20 + 8$	4 onluk 7 birlik	5 onluk 6 birlik	$10 + 5$

@mebders.com


**ÇARK**

**A**



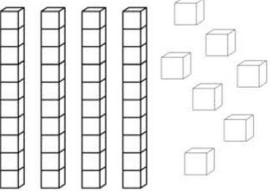
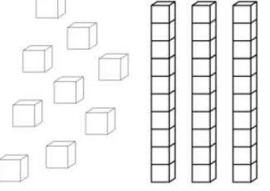
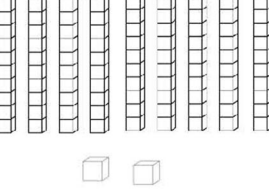
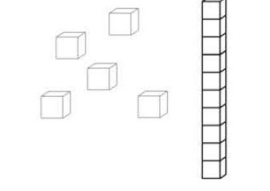
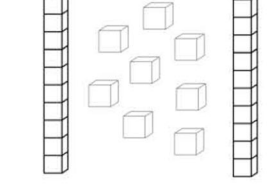
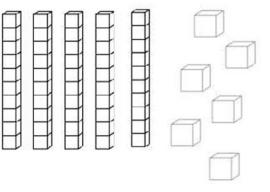
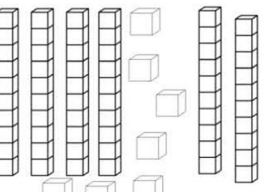
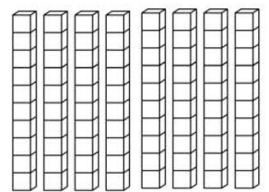
**ÇARK**

**B**



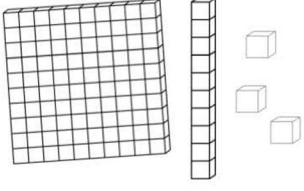
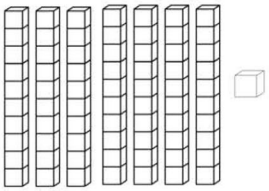
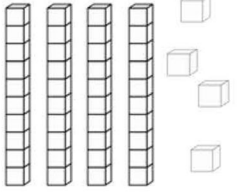
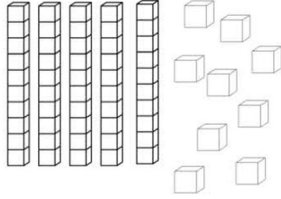

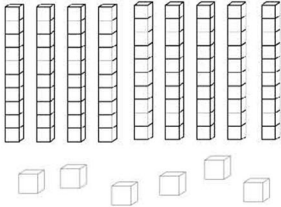
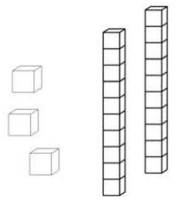
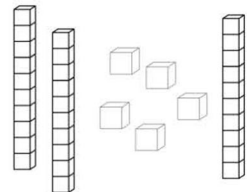
# Çevir & Boya

A

				
			$40 + 7$	8 onluk 0 birlik
$50 + 6$	$30 + 9$	$90 + 2$	6 onluk 7 birlik	3 onluk 9 birlik
kırk yedi	1 onluk 5 birlik	$60 + 7$	2 onluk 8 birlik	$80 + 0$
9 onluk 2 birlik	$20 + 8$	4 onluk 7 birlik	5 onluk 6 birlik	$10 + 5$

# Çevir & Boya

**B**

	$30 + 5$	7 onluk 1 birlik		9 onluk 6 birlik
3 onluk 5 birlik		$50 + 9$	$10 + 0$	1 yüzlük 1 onluk 3 birlik
$90 + 6$	5 onluk 9 birlik	yüz on üç	$40 + 4$	
1 onluk 0 birlik			2 onluk 3 birlik	
4 onluk 4 birlik	$70 + 1$	$20 + 3$		$100 + 10 + 3$