

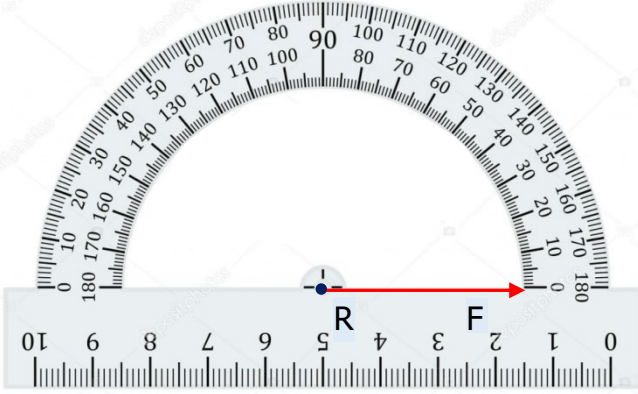


Adı Soyadı : .....

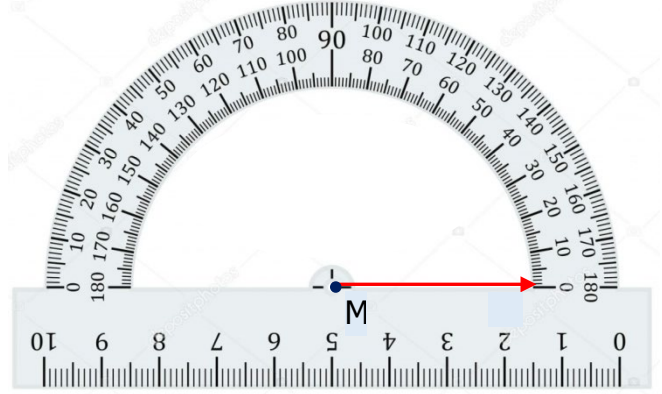
Numarası : .....

## Konu: Ölçüsü Verilen Açığı Çizme Etkinliği 2

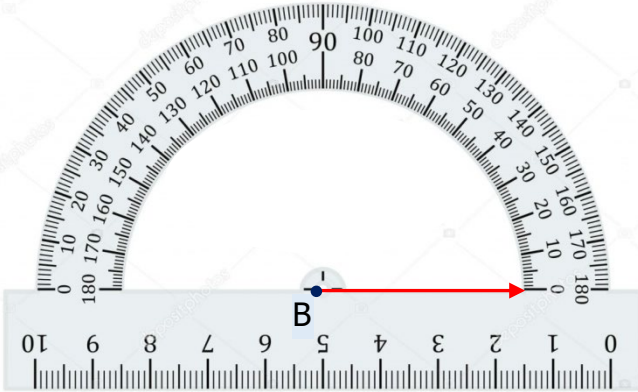
Aşağıda ölçüleri verilen açılı çizelim. Çizdiğimiz açının türünü noktalı yerlere yazınız.




$s(\hat{R}) = 70^\circ$  Açının türü: .....



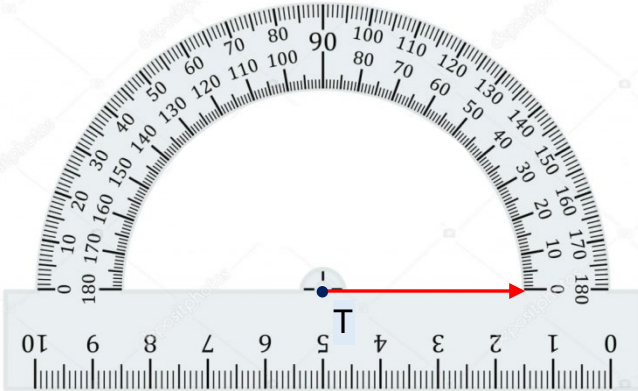
$s(\hat{M}) = 30^\circ$  Açının türü: .....



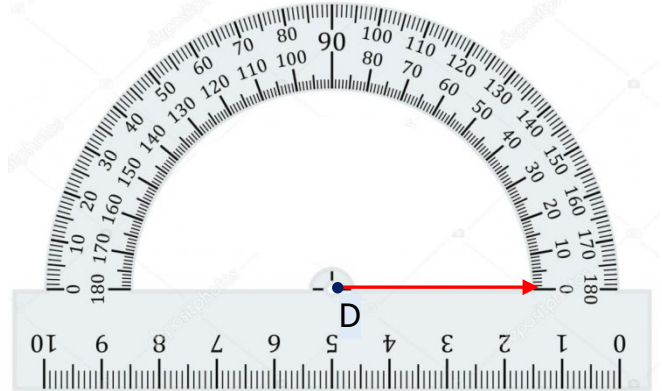
$s(\hat{B}) = 120^\circ$  Açının türü: .....



$s(\hat{S}) = 90^\circ$  Açının türü: .....




$s(\hat{T}) = 80^\circ$  Açının türü: .....




$s(\hat{D}) = 150^\circ$  Açının türü: .....

Aşağıda ölçüleri verilen açları, iletke veya gönye yardımı ile çizelim.


$$s(\hat{D}) = 110^\circ$$




$$s(\hat{A}) = 75^\circ$$




$$s(\hat{T}) = 90^\circ$$




$$s(\hat{R}) = 140^\circ$$




$$s(\hat{H}) = 15^\circ$$



$$s(\hat{B}) = 180^\circ$$



$$s(\hat{V}) = 80^\circ$$



$$s(\hat{G}) = 125^\circ$$

